



2011 State of the College Accreditation Self-Study Demographics

**Monday April 4, 2011
President's Cabinet Presentation**



Overview

- Review Student Trends
- Focus on Completion
- Focus on Equity



FOOTHILL COLLEGE

www.foothill.edu

Upgrade. Advance.



Student Trends

- About one quarter of the student population comes from Foothill's service area (24.8%).
- Over one quarter of students are full-time (28.2%).
- Almost half of students are 24 years old or younger (46.2%).
- Over half of students have goal of earning a degree, certificate, or transferring (51.7%).



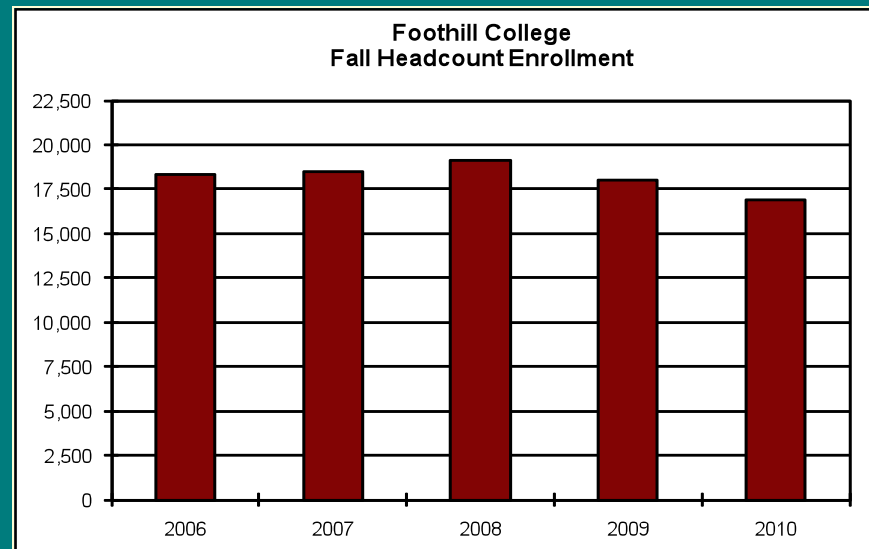
FOOTHILL COLLEGE

www.foothill.edu

Upgrade. Advance.



Fall Headcount

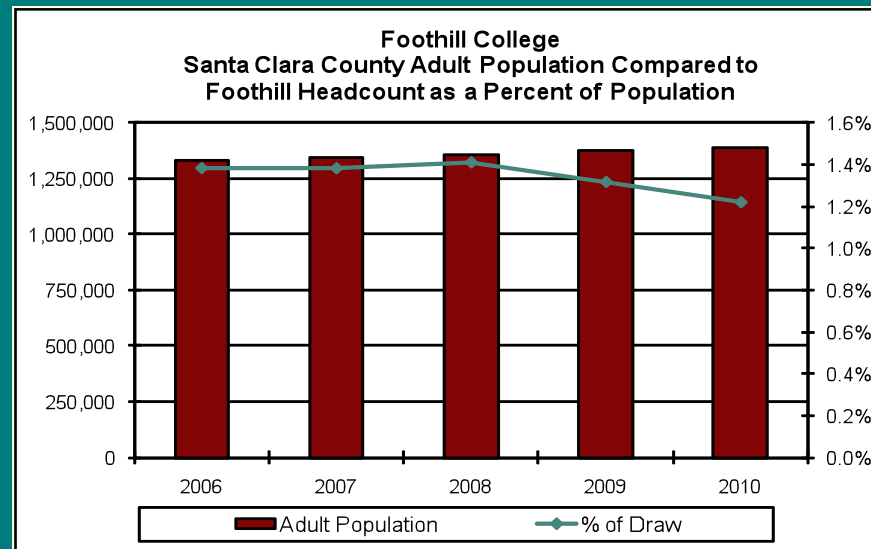


Source: FHDA IR&P

- Decrease in credit headcount enrollment (-6%)
 - 2010: 16,898
 - 2009: 18,036



Santa Clara County Adult Population

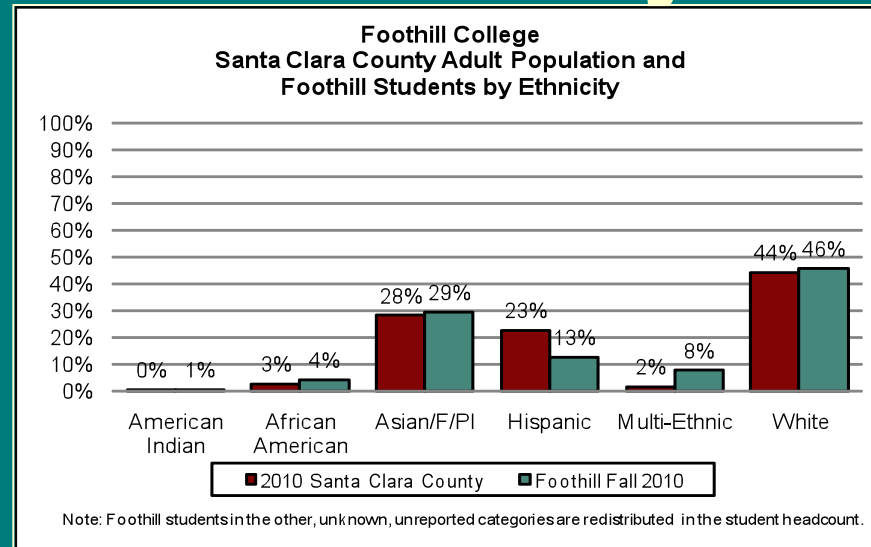


Source: FHDA IR&P and
CA Dept of Finance

- Santa Clara County adult population projections continue to increase.
- Foothill enrolls slightly over 1% of this population.



Santa Clara County Population & Foothill Students by Ethnicity

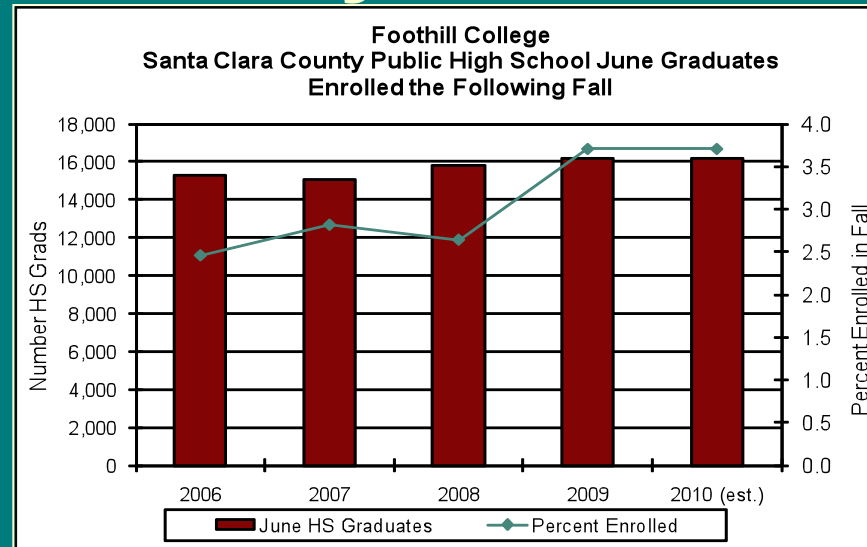


Source: FHDA IR&P and
CA Dept of Finance

- Foothill student population reflective of Santa Clara County's diversity.
- Hispanic students are underrepresented at Foothill.



Santa Clara County Public HS Graduates

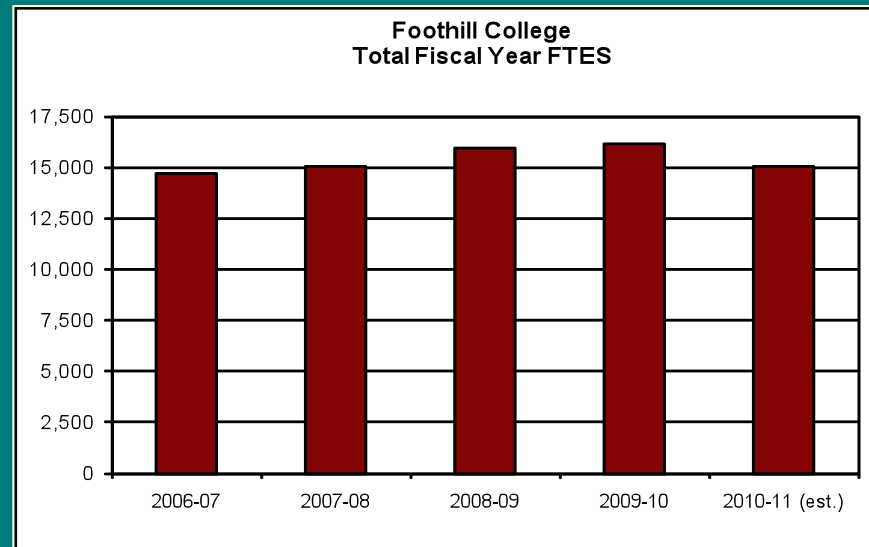


Source: FHDA IR&P and
CA Dept of Education

- Percent of Santa Clara County HS graduates attending Foothill has increased from 2008.



Foothill FTES

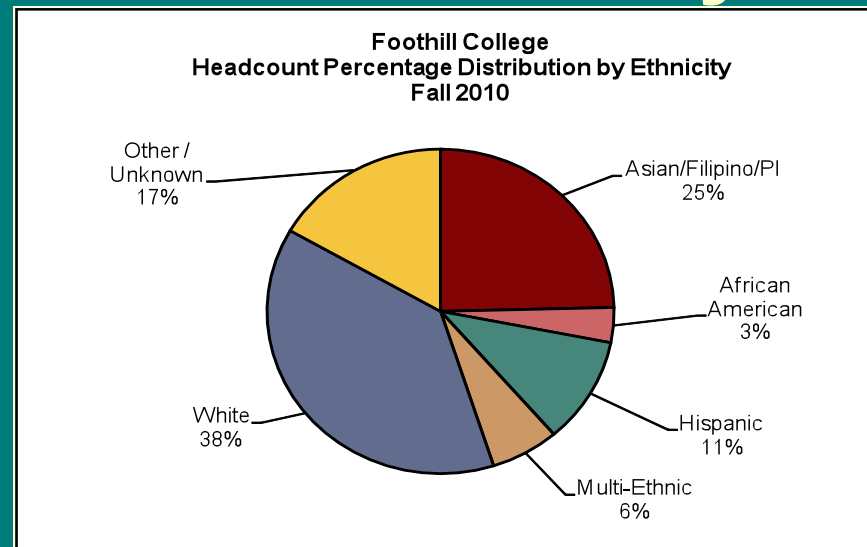


Source: FHDA IR&P and
CCFS-320 Reports, P-1 Report

- The 2010-11 FTES is estimated to decline by almost 7%, reflecting recent budget cuts and being over cap the previous year.



Foothill Headcount by Ethnicity

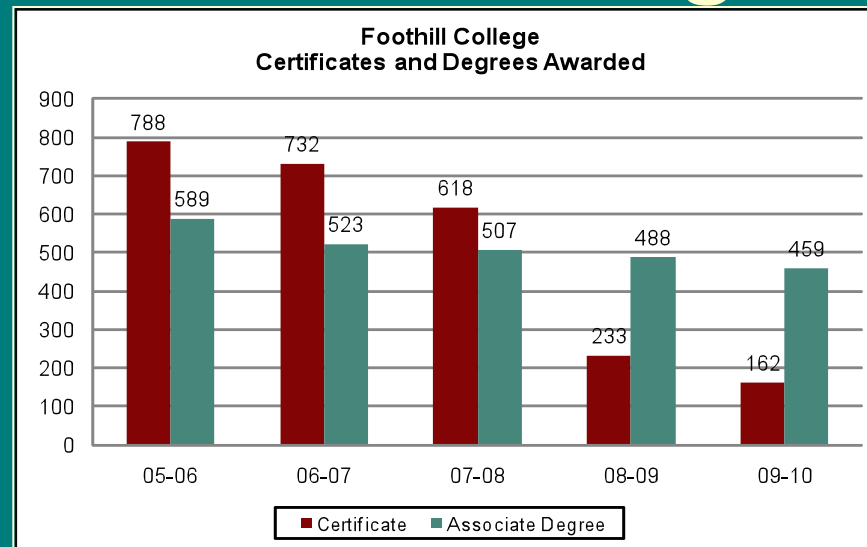


Source: FHDA IR&P

- Asian/Filipino/PI and White students make up 63% of Foothill population.
- Hispanic student population has remained steady around 11%.



Foothill Certificates & Degrees Awarded

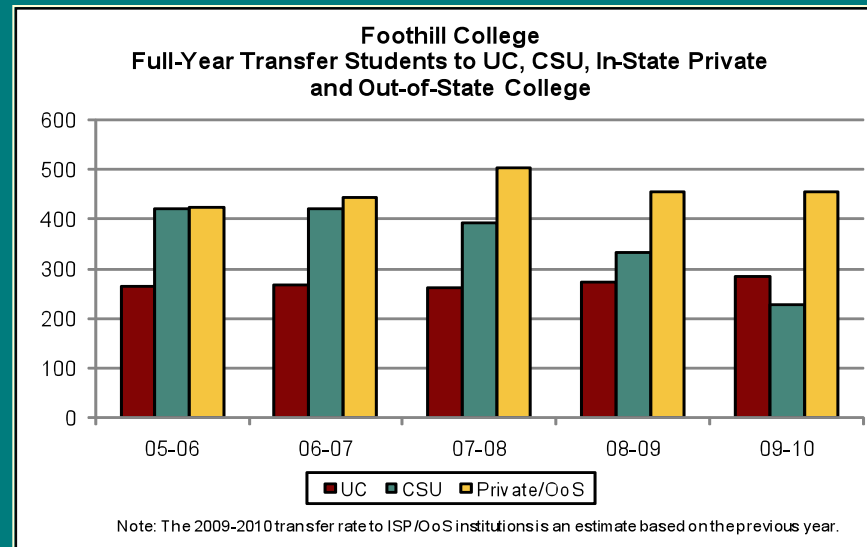


Source: FHDA IR&P

- Decline in number of certificates and degrees awarded.
- Impact of CA's recent 18 unit certificate requirement.



Foothill Transfer Rate & Destinations

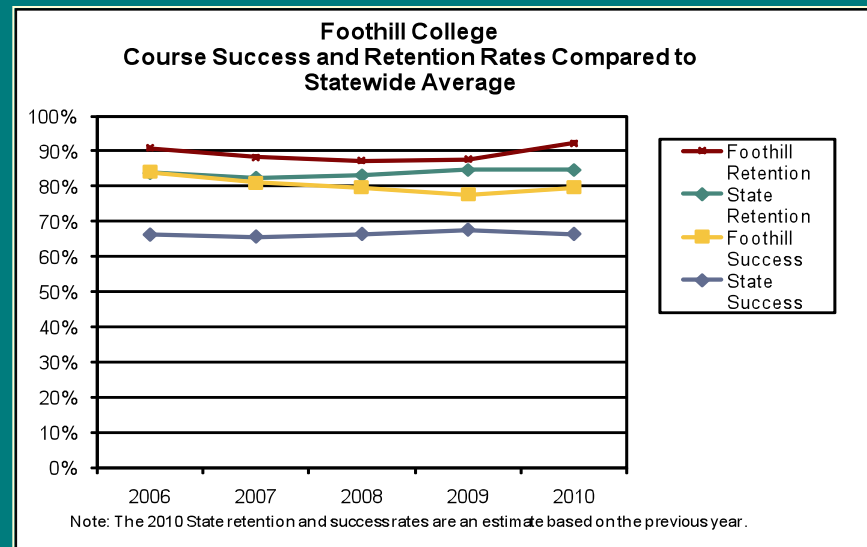


Source: CCCCO Report, CPEC, CSU

- Transfer rate to ISP, OoS, and UCs remain relatively constant.
- Transfer rate to CSUs declined; no mid-year transfer program in 2009-10.



FH Course Success & Retention Rates

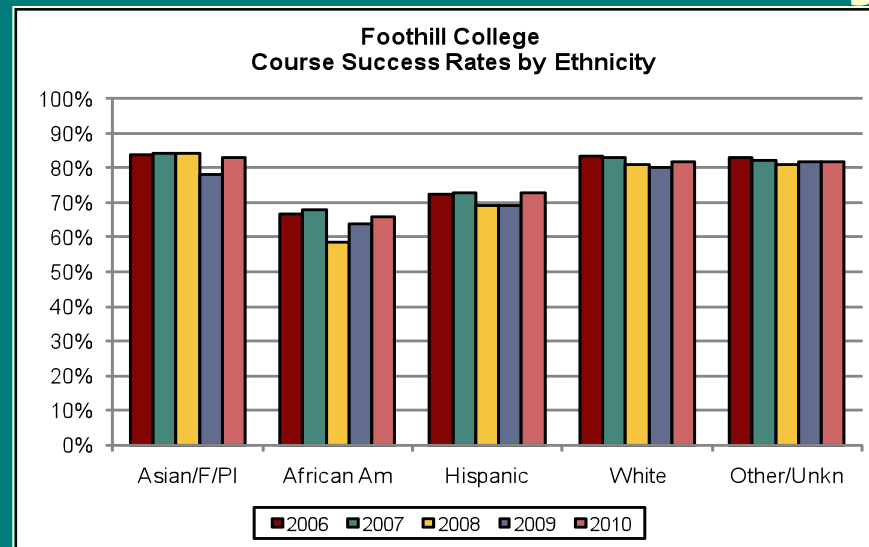


Source: FHDA IR&P
and CCCCO Data Mart

- Course success and retention rates remain higher than state average.
- Percentage rates for success and retention increased from 2009.



FH Course Success Rates by Ethnicity



Source: FHDA IR&P

- Course success rates show increase in percentage points from previous year.
- Asian/Filipino/PI students have higher course success rates than African American and Hispanics.



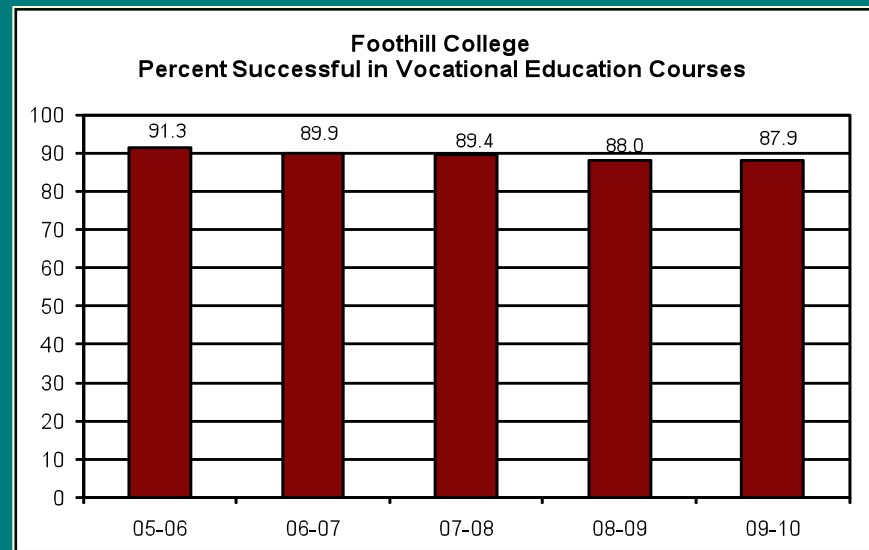
FOOTHILL COLLEGE

www.foothill.edu

Upgrade. Advance.



FH Vocational Education Course Success

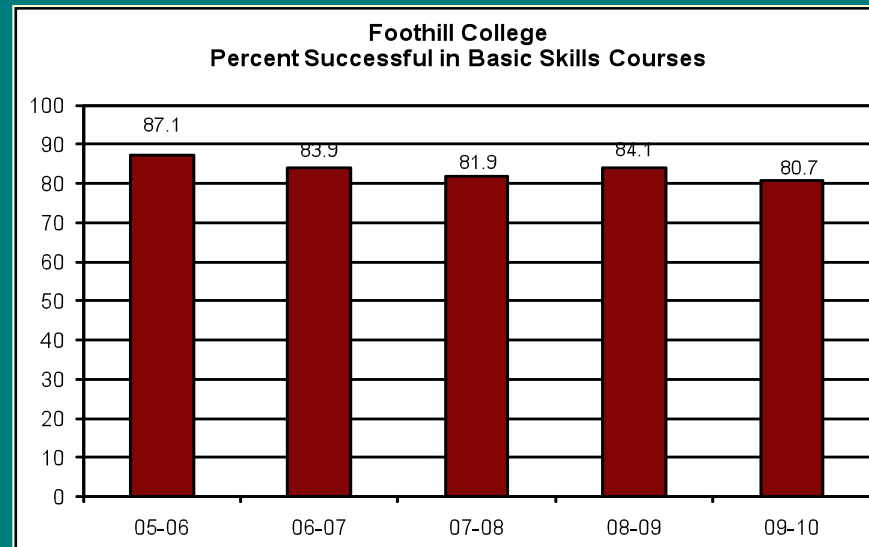


Source: ARCC 2011 Report

- Foothill ranks as their peer group high.
 - FH: 87.9%
 - Peer group average: 75.7%



FH Basic Skills Course Success

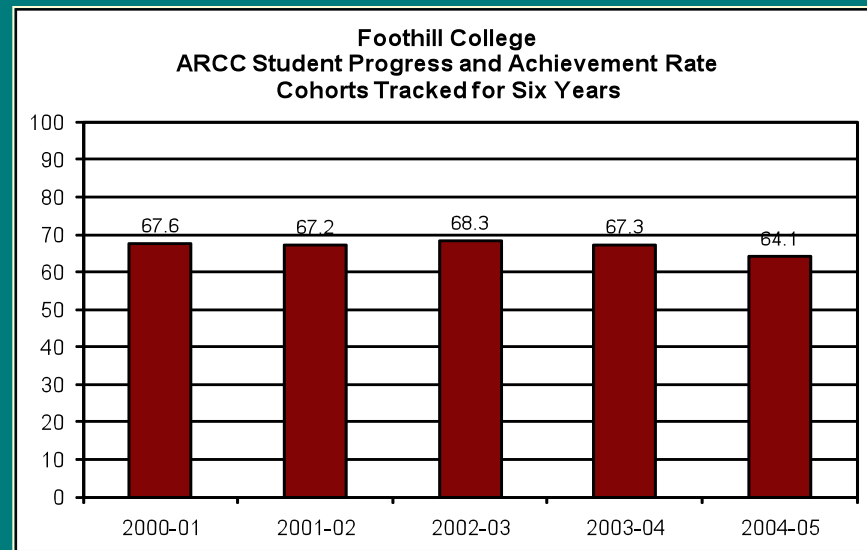


Source: ARCC 2011 Report

- Foothill ranks as their peer group high.
 - FH: 80.7%
 - Peer group average: 64.4%



FH Student Progress & Achievement Rate



Source: ARCC 2011 Report

- Foothill ranks higher than their statewide peer group average.
 - FH: 64.1%
 - Peer group: 56.8%



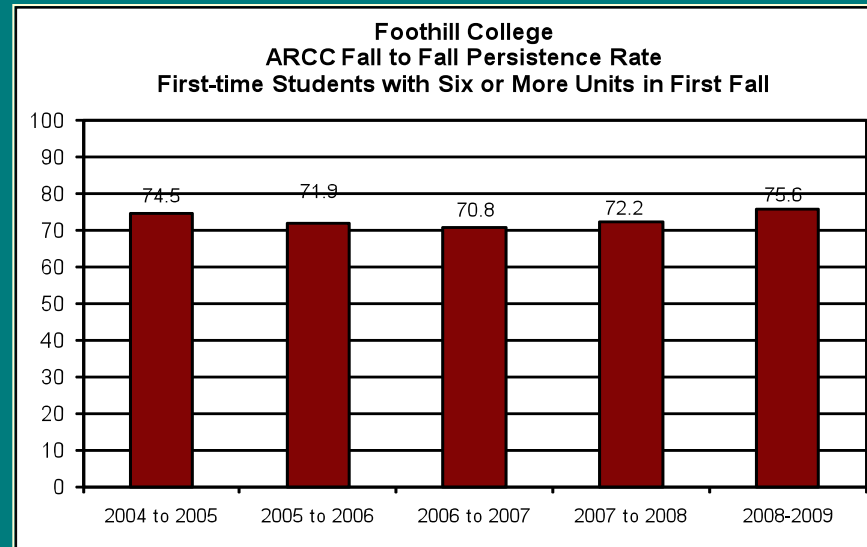
FOOTHILL COLLEGE

www.foothill.edu

Upgrade. Advance.



Foothill Fall to Fall Persistence Rate

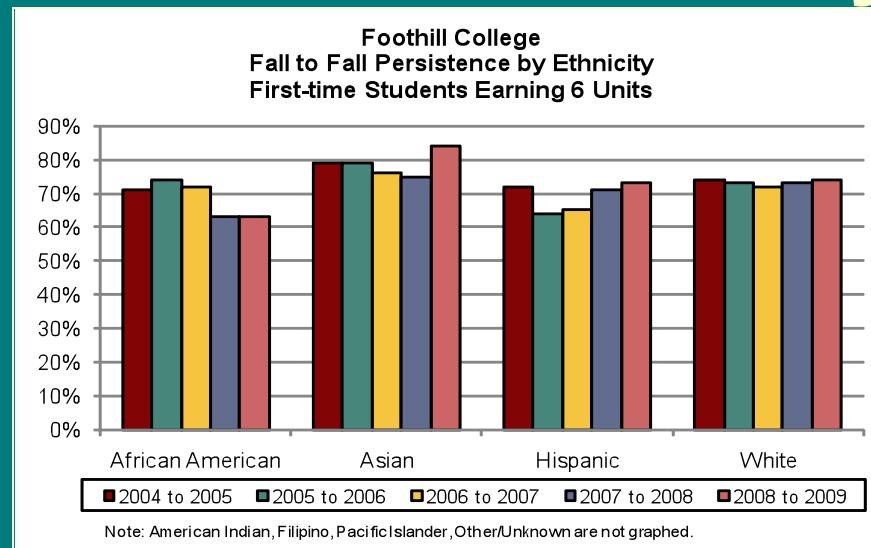


Source: ARCC 2011 Report

- Fall to Fall persistence rate of first-time students continue to increase in percentage points over the last five years.



FH Fall to Fall Persistence by Ethnicity

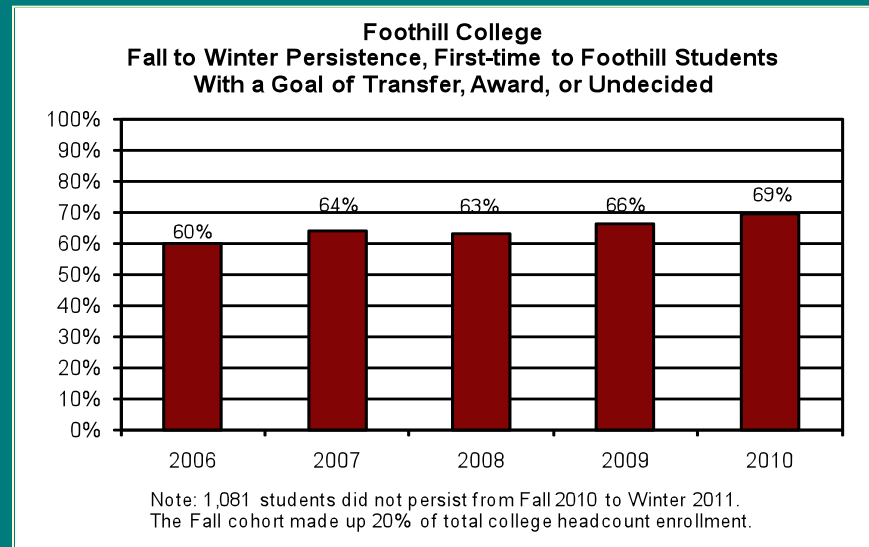


Source: ARCC 2011 Report

- Persistence rate for all students are above 60% over past five years.
- Persistence rate for students experienced a percentage point increase from previous year.



Foothill Fall to Winter Persistence

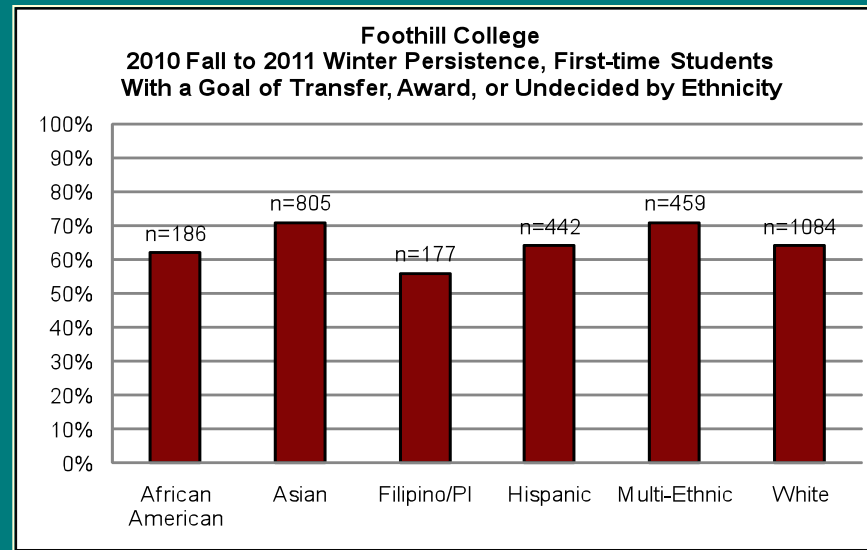


Source: FHDA IR&P

- Fall-to-Winter persistence shows increase in percentage points over past five years.



FH Fall to Winter Persistence by Ethnicity



Source: FHDA IR&P

- Asian and Multi-Ethnic students have higher persistence rates than other student groups.



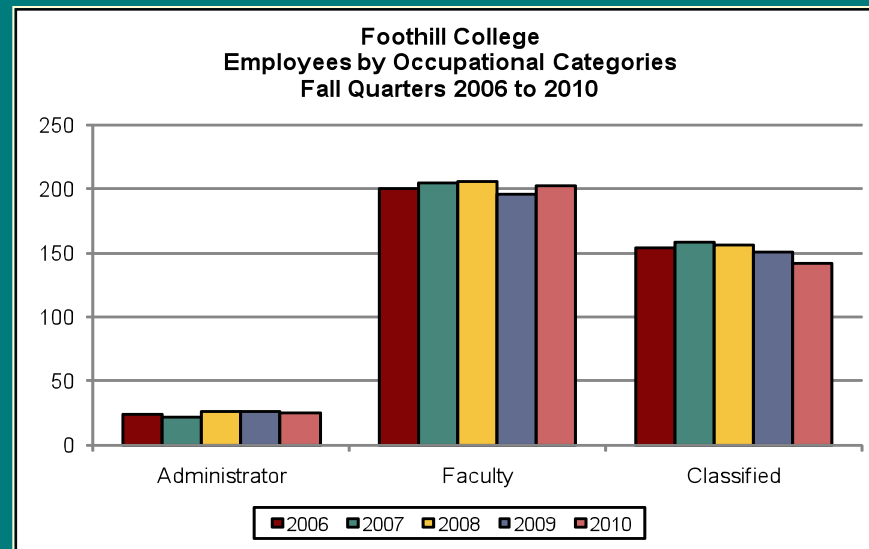
FOOTHILL COLLEGE

www.foothill.edu

Upgrade. Advance.



Foothill Employee Headcount

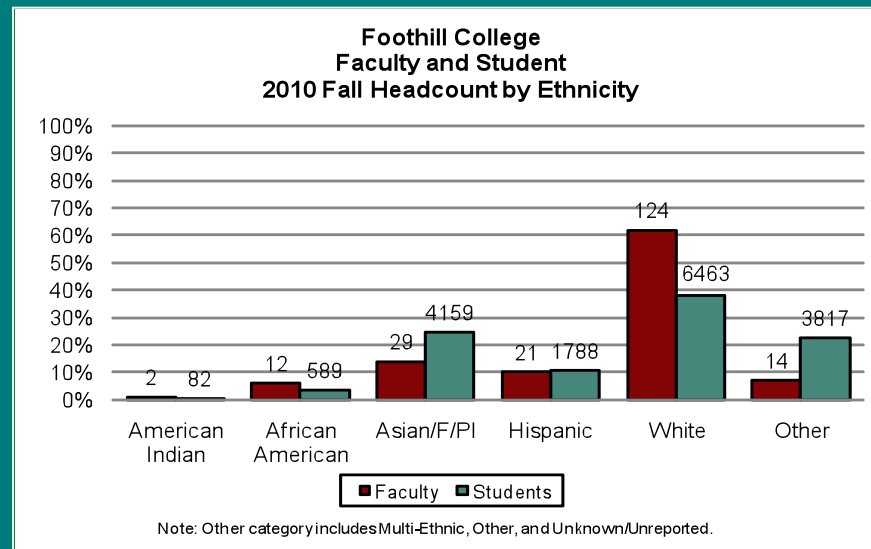


Source: FHDA IR&P and
CCCCO Employee Data

- Compared to Fall 2009, slight increase in faculty, slight decrease in administrators and classified professionals.



FH Faculty and Student Headcount by Ethnicity

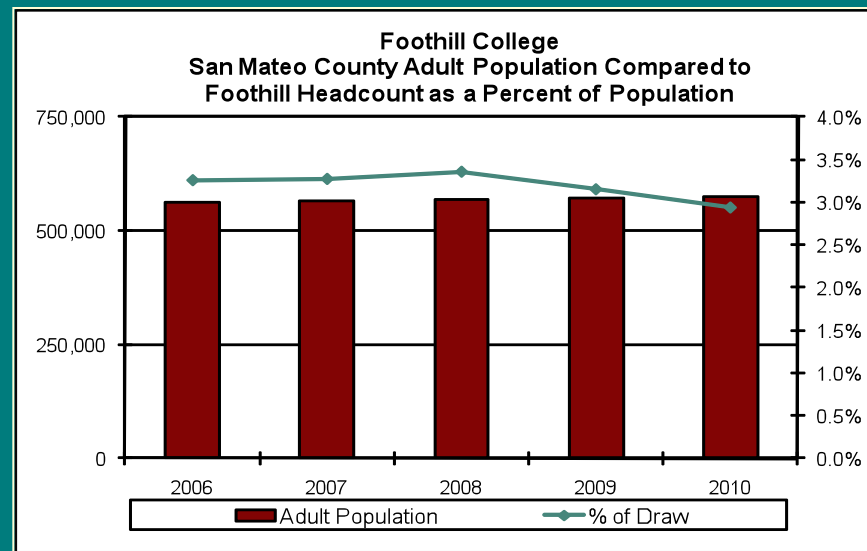


Source: FHDA IR&P

- Majority of faculty identify themselves as White (62%).
- Majority of students identify as White, Asian/F/PI and Other (85%).



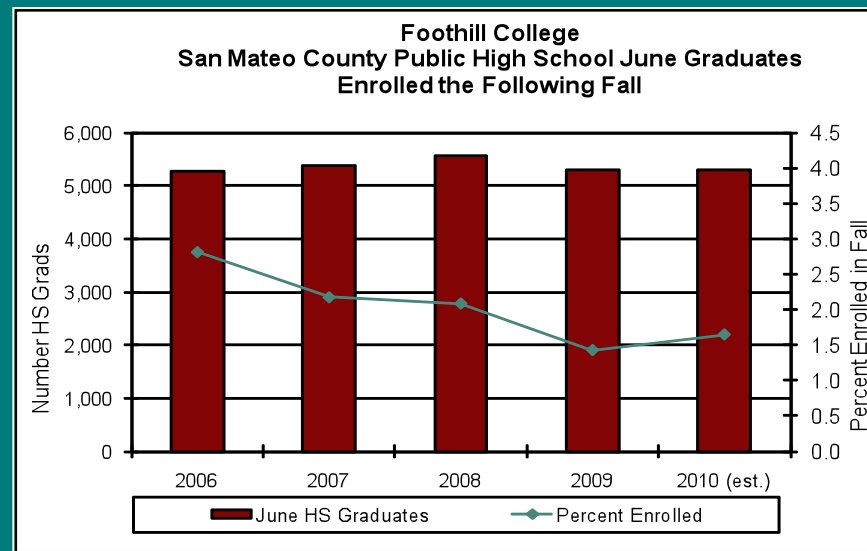
Appendix 1: San Mateo County Adult Population



Source: FHDA IR&P and
CA Dept of Finance



Appendix 2: San Mateo County Public High School Graduates



Source: FHDA IR&P and
CA Dept of Education



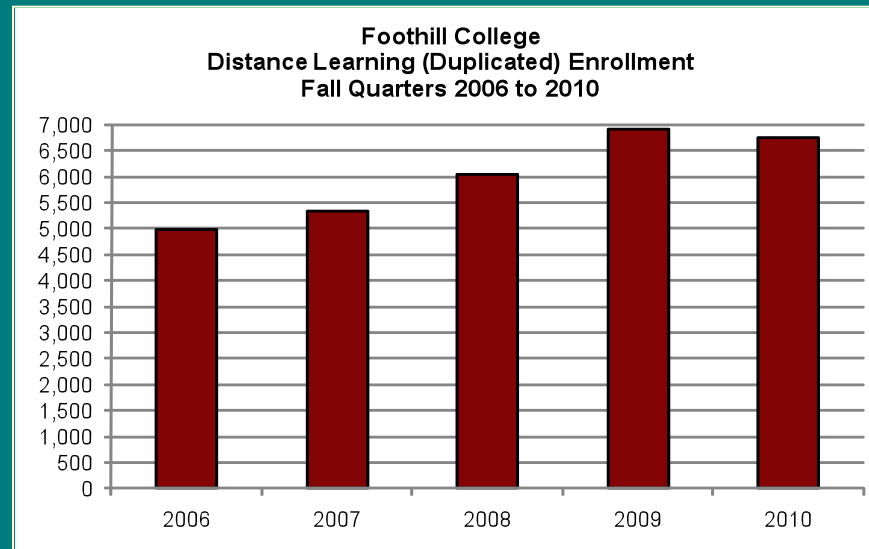
Appendix 3: F-1 Visa Status



Source: FHDA IR&P



Appendix 4: Distance Learning



Source: FHDA IR&P



Appendix 5a: Privates and Out-of-State Transfer Institutions

Foothill College 2008-09 Top Five

In-State Private Transfer Institutions

Rank	Institution	Transfers
1	University of Phoenix	44
2	Santa Clara University	22
3	University of Southern California	21
4	University of San Francisco	14
5	Academy of Art University	12
5	Notre Dame de Namur University	12

Source: CCCCC Reports

Foothill College 2008-09 Top Five

Out-of-State Transfer Institutions

Rank	Institution	Transfers
1	Massachusetts Institute of Technology	17
2	Ashford University	8
2	University of Oregon	8
3	Cornell University-Endowed Colleges	7
4	University of Maryland-College	6
5	Brown University	5
5	University of Hawai'i at Manoa	5
5	University of Puget Sound	5

Source: CCCCC Reports



FOOTHILL COLLEGE

www.foothill.edu

Upgrade. Advance.



Appendix 5b: CSU and UC Transfer Institutions

Foothill College 2009-10 Top Five CSU Transfer Institutions

Rank	Institution	Transfers
1	San Jose State University	90
2	San Francisco State University	48
3	California State University, East Bay	37
4	California State University, Sacramento	11
5	California State University, Chico	7

Source: CCCC Reports

Foothill College 2009-10 Top Five UC Transfer Institutions

Rank	Institution	Transfers
1	University of California, Davis	66
2	University of California, San Diego	63
3	University of California, Los Angeles	55
4	University of California, Berkeley	47
5	University of California, Santa Cruz	19

Source: CCCC Reports



FOOTHILL COLLEGE

www.foothill.edu

Upgrade. Advance.



Discussion

- Trends to follow
- Consideration of metrics
- What can serve as benchmarks?